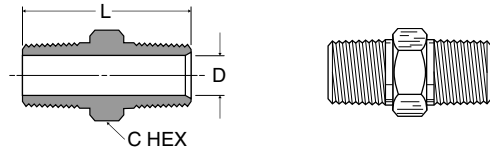


**HEX NIPPLE**

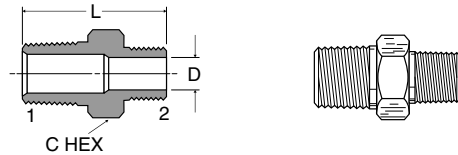
**SERIES 216P**



Part No.	Pipe Thread	C Hex	L	Flow Dia. D
216P-2	1/8	7/16	.97	.220
216P-4	1/4	9/16	1.38	.314
216P-6	3/8	11/16	1.41	.440
216P-8	1/2	7/8	1.81	.564

**HEX NIPPLE REDUCERS**

**SERIES 216P**

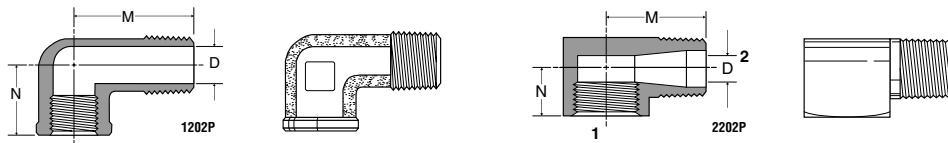


Part No.	1 Pipe Thread	2 Pipe Thread	C Hex	L	Flow Dia. D
216P-4-2	1/4	1/8	9/16	1.19	.220

10

**90° STREET ELBOW**

**SERIES 1202P-2202P**



Part No.	1 Pipe Thread	2 Pipe Thread	M	N	Flow Dia. D
1202P-2-2	1/8	1/8	.81	.56	.22
2202P-2-2	1/8	1/8	.62	.48	.22
1202P-4-4	1/4	1/4	1.08	.69	.31
2202P-4-4	1/4	1/4	.91	.45	.34
1202P-6-6	3/8	3/8	1.25	.78	.42
2202P-6-6	3/8	3/8	.98	.54	.41
2202P-8-8	1/2	1/2	1.25	1.03	.56