

Application and

temperature range: Use with annealed copper, aluminum and Parflex thermoplastic tubing. Not recommended for steel tubing. Manufactured for low and medium pressure tubing connection work where excessive vibration or tube movement is not involved. Not recommended for application using gaseous media. Temperature range is from -65° to +250°F with soft metal tubing. For thermoplastic tubing, use manufacturer's recommendation for temperature range.

Working Pressure Ranges:

PSI	Tube O.D. (in.)	Tube Wall (in.)
400	1/8	0.030
400	3/16	0.030
300	1/4	0.030
300	5/16	0.032
200	3/8	0.032
2000	1/2	0.032
150	5/8	0.035
100	3/4	0.035
75	7/8	0.035

For thermoplastic tubing, use manufacturer's recommendation for pressure range.

Features:

- Manufactured from CA 360, CA 635 or CA 377 brass.
- No flaring, soldering or other preparation of tubing is necessary to assemble.
- Meet functional requirements of SAE J-512.

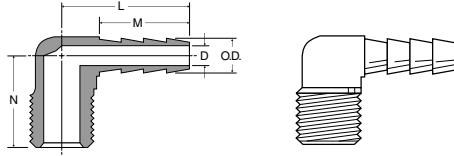
Assembly Instructions:

1. Slide nut, the sleeve onto tubing. The thread end of the nut must face out.
2. Insert the tube into the fitting. Be sure the tube is bottomed on the fitting shoulder.
3. Assemble nut to body, and tighten "hand tight". Then follow the number of wrench turns as indicated in the following table.

Fitting Size	Tube Size	Turns required to seal from hand-tight	
		60C with soft metal tubing	60PT with thermoplastic tubing
2	1/8	1-1/4	–
3	3/16	1-1/4	–
4	1/4	1-1/4	2
5	5/16	1-1/4	2
6	3/8	2-1/4	2
8	1/2	2-1/4	2
10	5/8	2-1/4	2
12	3/4	2-1/4	2
14	7/8	2-1/4	–

HOSE BARB 90° ELBOW TO MALE PIPE

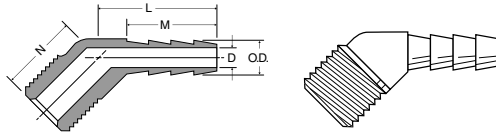
SERIES 129HB



Part No.	I.D. Hose Size	Pipe Thread	L	M	N	O.D.	Flow Dia. D
129HB-4-2	1/4	1/8	1.04	.76	.66	.290	.187
129HB-4-4	1/4	1/4	1.06	.76	.86	.290	.187
129HB-5-4	5/16	1/4	1.12	.76	.84	.353	.234
129HB-6-4	3/8	1/4	1.32	.97	.89	.415	.281
129HB-6-6	3/8	3/8	1.50	.97	1.06	.415	.281
129HB-6-8	3/8	1/2	1.52	.97	1.25	.415	.281

HOSE BARB 45° ELBOW TO MALE PIPE

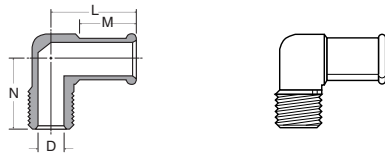
SERIES 139HB



Part No.	I.D. Hose Size	Pipe Thread	L	M	N	O.D.	Flow Dia. D
139HB-4-4	1/4	1/4	1.00	.76	.68	.290	.187
139HB-6-4	3/8	1/4	1.00	.76	.68	.415	.281

BEADED HOSE BARB 90° ELBOW TUBE TO MALE PIPE

SERIES 269HB



Part No.	I.D. Hose Size	Pipe Thread	L	M	N	Flow Dia. D
269HB-6-6	3/8	3/8	1.19	.78	.88	.281
269HB-8-6	1/2	3/8	1.16	.78	1.08	.406
269HB-10-8	5/8	1/2	1.28	.78	1.25	.501
269HB-12-8	3/4	1/2	1.28	.78	1.25	.625