

Application, temperature and pressure range:

Low pressure pneumatic and hydraulic systems where fast assembly, disassembly and reassembly is important. Prestolok fittings should not be used for live swivel applications. Vacuum applications dependent upon temperature and type of tubing used. Temperature range is from 0° to 200°F. Maximum working pressure is 300 PSI.

Features:

- Body manufactured from CA360 or CA345 brass for straight parts and components
- Forged shapes manufactured from CA377 brass
- All bodies are nickel plated
- O-ring: Nitrile (Buna N) lubricated with Silicone lubricant
- Grab Ring: 301 Stainless Steel
- One Piece Button Collet: Acetal – Green
- Thread Sealant: White Acrylic

Recommended Tubing:

Prestolok is designed to be used with the following Parker Hannifin Parflex Division tubing:

Tubing Series	Tubing Material
E	Linear Low Density Polyethylene
N	Plasticized Polyamide (Nylon)
NR	Unplasticized Polyamide (Rigid Nylon)
HU	Polyurethane 95 Durometer Shore A
PP*	Polypropylene
U*	Polyurethane 90 Durometer Shore A

Other Materials:

Polyurethane 85 Durometer Shore A – Applications and service conditions vary and therefore the use of a tube support may be required for **any** 85A PU tubing.

The following commercially available O.D. – I.D. 85A tubing sizes **require** the use of a tube support regardless of application.

5/32" – 3/32"	3/16" – 1/8"	1/4" - .170"	1/4" – 3/16"
5/16" – 1/4"	3/8" – 5/16"	1/2" – 3/8"	

Assembly Instructions:

Cut tubing squarely & cleanly. Inspect the tubing to insure there are no sharp edges that may nick or cut the o-ring seal. Insert tubing into fitting until it bottoms out. A slight pull on the tube afterwards can help verify it is properly retained / inserted.

Disassembly Instructions:

When it is required to remove the tubing from the fitting push the release button in towards the fitting & remove the tubing.

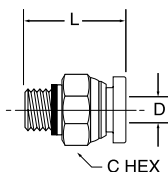
Reassembly Instructions:

Inspect the tubing before re-inserting it for any scoring or other damage that would affect the o-ring sealing. It is recommended that for every insertion, the tubing end be trimmed, especially if it has any scoring or damage.

*Contact your distributor for ordering information.

MALE CONNECTOR

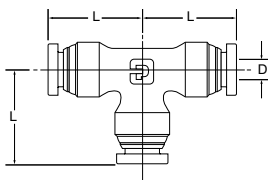
SERIES 68PLP-X-0



Part No.	Tube Size	Pipe Thread (NPTF)	C Hex	L	D
68PLP-5/32-0	5/32	10X32	13/32	0.93	.094
68PLP-4-0	1/4	10x32	1/2	0.96	.094

UNION TEE

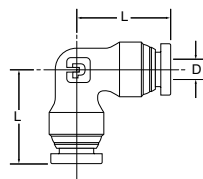
SERIES 164PLP



Part No.	Tube Size	L	D
164PLP-4	1/4	0.85	.188
164PLP-6	3/8	1.01	.250
164PLP-8	1/2	1.15	.375

UNION ELBOW

SERIES 165PLP



Part No.	Tube Size	L	D
165PLP-4	1/4	0.85	0.188
165PLP-6	3/8	1.01	0.312
165PLP-8	1/2	1.15	0.375