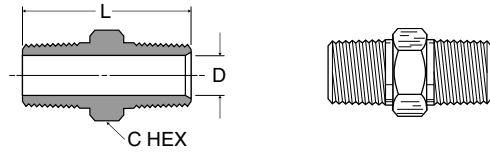


HEX NIPPLE

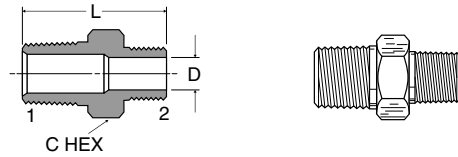
SERIES 216P



| Part No. | Pipe Thread | C Hex | L | Flow Dia. D |
|----------|-------------|-------|------|-------------|
| 216P-2 | 1/8 | 7/16 | .97 | .220 |
| 216P-4 | 1/4 | 9/16 | 1.38 | .314 |
| 216P-6 | 3/8 | 11/16 | 1.41 | .440 |
| 216P-8 | 1/2 | 7/8 | 1.81 | .564 |

HEX NIPPLE REDUCERS

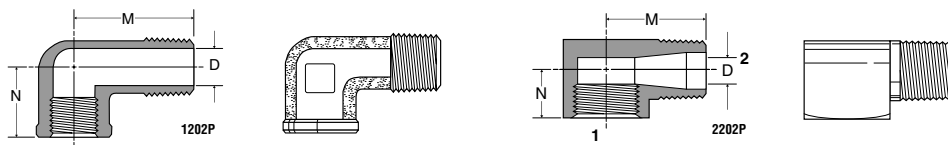
SERIES 216P



| Part No. | 1 Pipe Thread | 2 Pipe Thread | C Hex | L | Flow Dia. D |
|----------|---------------|---------------|-------|------|-------------|
| 216P-4-2 | 1/4 | 1/8 | 9/16 | 1.19 | .220 |

90° STREET ELBOW

SERIES 1202P-2202P



| Part No. | 1 Pipe Thread | 2 Pipe Thread | M | N | Flow Dia. D |
|-----------|---------------|---------------|------|------|-------------|
| 1202P-2-2 | 1/8 | 1/8 | .81 | .56 | .22 |
| 2202P-2-2 | 1/8 | 1/8 | .62 | .48 | .22 |
| 1202P-4-4 | 1/4 | 1/4 | 1.08 | .69 | .31 |
| 2202P-4-4 | 1/4 | 1/4 | .91 | .45 | .34 |
| 1202P-6-6 | 3/8 | 3/8 | 1.25 | .78 | .42 |
| 2202P-6-6 | 3/8 | 3/8 | .98 | .54 | .41 |
| 2202P-8-8 | 1/2 | 1/2 | 1.25 | 1.03 | .56 |