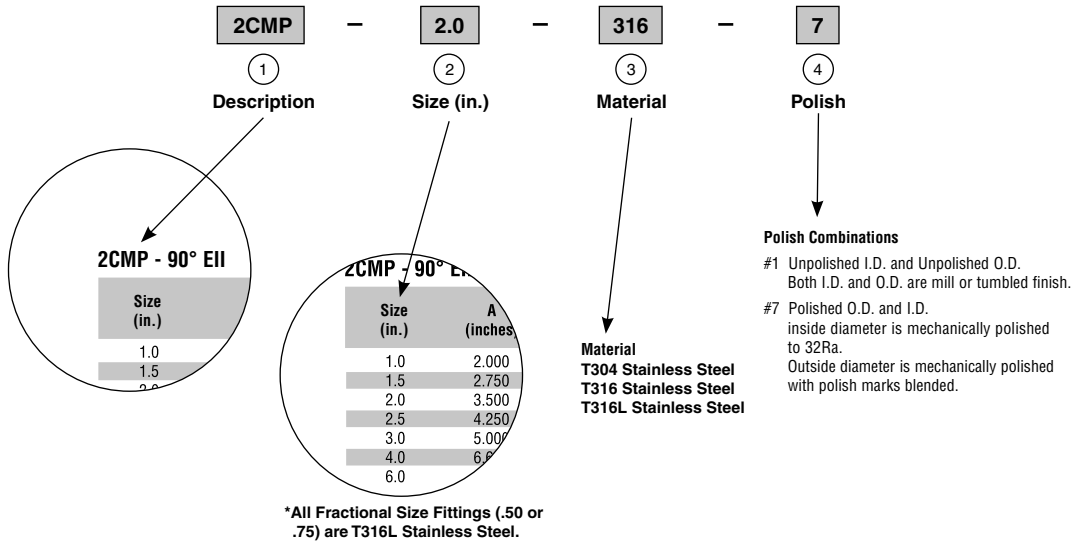


ORDERING INFORMATION

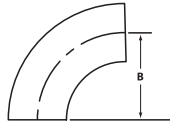
To specify the part completely, start with the description and select each of the additional options shown below. Be sure to denote the material and polish combination. See the example below.

PART NUMBER EXAMPLE



90° TUBE BEND - SHORT

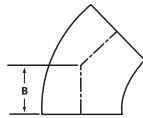
SERIES 2WCL



B (in.)	Nominal Wall Thickness
1.50	.065
2.25	.065
3.00	.065
3.75	.065
4.50	.065
6.00	.083
9.00	.109

45° TUBE BEND - SHORT

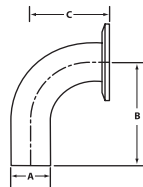
SERIES 2WK



B (in.)	Nominal Wall Thickness
.625	.065
.938	.065
1.250	.065
1.563	.065
1.875	.065
2.500	.083
3.750	.109

90° CLAMP ONE END

SERIES L2CM



Size A (in.)	B (in.)	C (in.)	Nominal Wall Thickness
1.0	2.062	2.562	.065
1.5	2.937	3.437	.065
2.0	4.062	4.562	.065
2.5	5.187	5.687	.065
3.0	6.312	6.812	.065
4.0	8.312	8.937	.083
6.0	9.000	9.750	.109