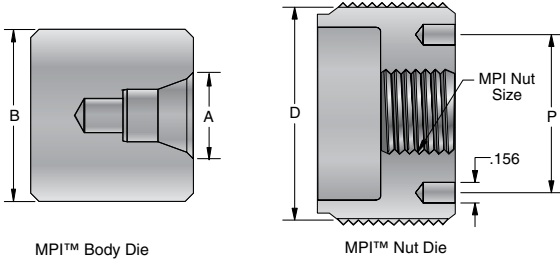


MPI™ HYDRAULIC PRESET TOOLS

MPI SMALL PRESET ASSEMBLY



MPI™ Body Die

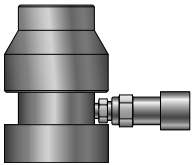
MPI™ Nut Die

Body Die Part No.	Nut Die Part No.	A (in.)	B (in.)	D (in.)	P (in.)	MPI™ Nut Size (in.)	Preset Pressure (PSIG)
4 MPI BODY DIE	4 MPI NUT DIE	.50	1.25	1.62	1.20	4	3,000
6 MPI BODY DIE	6 MPI NUT DIE	.63	1.25	1.62	1.20	6	3,500
8 MPI BODY DIE	8 MPI NUT DIE	.82	1.25	1.62	1.20	8	6,500
9 MPI BODY DIE	9 MPI NUT DIE	.88	1.25	1.62	1.20	9	8,000

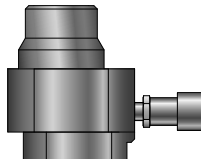
MPI LARGE PRESET ASSEMBLY

Body Die Part No.	Nut Die Part No.	A (in.)	B (in.)	D (in.)	P (in.)	MPI™ Nut Size (in.)	Preset Pressure (PSIG)
*9 MPI BODY DIE	9 MPI LARGE NUT DIE	.88	1.25	2.00	1.67	9	3,400
12 MPI BODY DIE	12 MPI NUT DIE	1.13	1.75	2.00	1.67	12	5,100
16 MPI BODY DIE	16 MPI NUT DIE	1.44	1.75	2.00	1.67	16	8,000

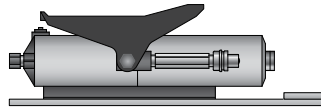
* Requires a 9 MPI BODY DIE ADAPTER



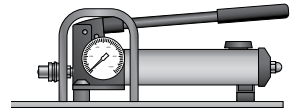
PARKER PART NO.
**MPI SMALL
 PRESET ASSEMBLY**



PARKER PART NO.
**MPI LARGE
 PRESET ASSEMBLY**



PARKER PART NO.
MPI AIR PUMP KIT



PARKER PART NO.
MPI HAND PUMP KIT

Note: One Pump Kit, Preset Assembly, Body Die and Nut Die are required for presetting. Pump Kits and Preset Assemblies can be interchanged but Body Dies and Nut Dies are for a specific Preset Assembly. Detailed operating instructions are included with each kit.