

General Description: Parker NP6 Needle Valves are designed with packing below the stem threads and a two-piece stem. The packing below the threads protects the flow stream from thread lubricant contamination or washout and also protects the stem threads from potential damaging effects of the media. The two-piece stem produces a non-rotating lower stem for superior, repeatable sealing and reduced packing wear.

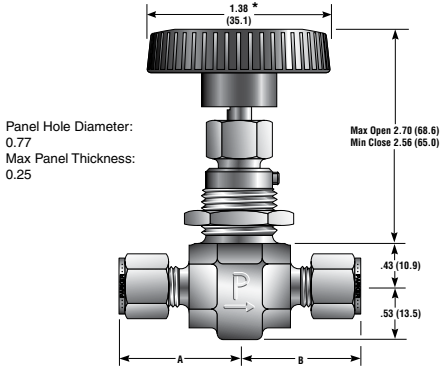
- Features:**
- Packing below power threads protects thread lubricants from media and isolates the media from the lubricant for severe service applications
 - O-ring dust seal in bonnet protects stem threads from external contamination
 - Choice of two non-rotating stem types:
 - R-Stem – All metal, blunt stem tip
 - K-Stem – PCTFE stem tip
 - Non rotating lower stem extends packing and valve life

- Specifications:**
- Pressure Rating: 6000 psig CWP
 - Temperature Rating:
 - PTFE Packing: -65 °F to 450 °F
 - PCTFE: -65 °F to 350 °F
 - Buna-N Rubber: -30 °F to 250 °F
 - Ethylene Propylene Rubber: -70 °F to 275 °F
 - Fluorocarbon Rubber: -15 °F to 400 °F
 - Grafoil®: -70 °F to 700 °F

Grafoil® is a registered trademark of UCAR Carbon Technology Corporation.

NEEDLE VALVES

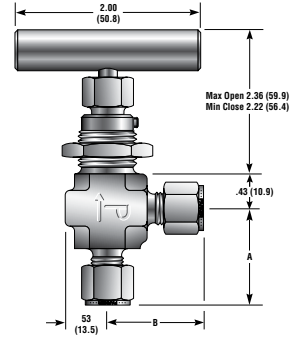
NP6 SERIES



Panel Hole Diameter:
0.77
Max Panel Thickness:
0.25

Max Open 2.70 (68.6)
Min Close 2.56 (65.0)

Model Shown: 4Z-NP6LK-SSP



Max Open 2.36 (59.9)
Min Close 2.22 (56.4)

Model Shown: 4Z-NP6AR-G-SSP

* Note: Handle diameter for R Stem NP6 Series Valves is 1.81

Part No.		End Connections		Stem Type	Flow Data					Dimensions	
Inline	Angle	Inlet (Port 1)	Outlet (Port 2)		Orifice (in.)	Inline C _T	X _T *	Angle C _T	X _T *	A (in.)	B (in.)
4A-NP6LR	4A-NP6AR	1/4" Compression A-LOK®		Blunt	0.177	0.60	0.50	0.67	0.39	1.20	1.20
4A-NP6LK	4A-NP6AK	1/4" Compression A-LOK®		PCTFE	0.177	0.51	0.55	0.65	0.52	1.20	1.20
4F-NP6LR	4F-NP6AR	1/4" Female NPT		Blunt	0.177	0.60	0.50	0.67	0.39	1.00	1.00
4F-NP6LK	4F-NP6AK	1/4" Female NPT		PCTFE	0.177	0.51	0.55	0.65	0.52	1.00	1.00
4M-NP6LR	4M-NP6AR	1/4" Male NPT		Blunt	0.177	0.60	0.50	0.67	0.39	1.03	1.03
4M-NP6LK	4M-NP6AK	1/4" Male NPT		PCTFE	0.177	0.51	0.55	0.65	0.52	1.03	1.03
4Z-NP6LR	4Z-NP6AR	1/4" Compression CPI™		Blunt	0.177	0.60	0.50	0.67	0.39	1.20	1.20
4Z-NP6LK	4Z-NP6AK	1/4" Compression CPI™		PCTFE	0.177	0.51	0.55	0.65	0.52	1.20	1.20
6A-NP6LR	6A-NP6AR	3/8" Compression A-LOK®		Blunt	0.177	0.60	0.50	0.67	0.39	1.23	1.23
6A-NP6LK	6A-NP6AK	3/8" Compression A-LOK®		PCTFE	0.177	0.51	0.55	0.65	0.52	1.23	1.23
6Z-NP6LR	6Z-NP6AR	3/8" Compression CPI™		Blunt	0.177	0.60	0.50	0.67	0.39	1.23	1.23
6Z-NP6LK	6Z-NP6AK	3/8" Compression CPI™		PCTFE	0.177	0.51	0.55	0.65	0.52	1.23	1.23

* Tested in accordance with ISA S75.02. Gas flow will be choked when P₁ - P₂ / P₁ = x_c.
† For CPI™ and A-LOK®, dimensions are measured with nuts in the finger tight position.

HOW TO ORDER

The correct part number is easily derived from the following number sequence. The six product characteristics required are coded as shown below. *Note: If the inlet and outlet ports are the same, eliminate the outlet port designator.

EXAMPLE: **4Z** ***** - **NP6A** **K** - **BN** - **SSP**

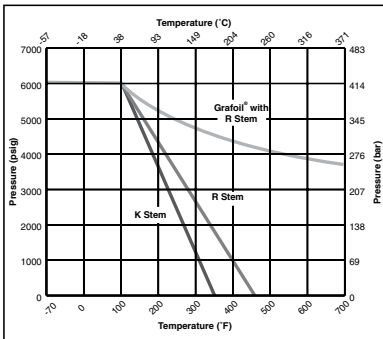
① **②** **③** **④** **⑤** **⑥**

Inlet **Outlet** **Valve** **Stem** **Stem** **Body**
 Port **Port** **Series** **Type** **Seal** **Material**

Describes an angle pattern NP6 Series needle valve equipped with 1/4" CPI™ compression inlet and outlet ports, a PCTFE tipped stem, Buna-N seals, and stainless steel construction with panel mounting nut.

①	②	③	④	⑤	⑥
Inlet Port	Outlet Port	Valve Series	Stem Type	Stem Seal Material	Body Material
4A, 4F, 4M, 4Z 6A, 6Z		NP6L NP6A	R - Blunt K - PCTFE	Blank - PTFE BN - Buna-N Rubber EPR - Ethene Propylene Rubber V Fluorocarbon Rubber G - Grafoil®	SSP - Stainless Steel with Panel Nut

PRESSURE VS. TEMPERATURE



Note: To determine MPa, multiply bar by 0.1

Grafoil® is a registered trademark of UCAR Carbon Technology Corporation.