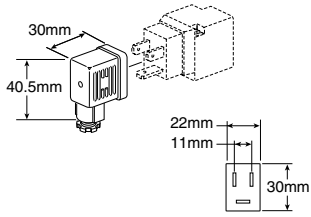


**RECTANGULAR 3-PIN DIN**

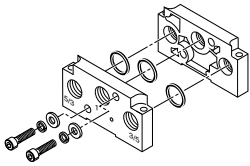
**PS SERIES**



Part No.	Size	Cable	LED/Surge	Voltage
PS2429JBP	22mm	6 ft.	N/A	All
PS2429BP	22mm	N/A	N/A	All

**B5 SERIES MANIFOLD END PLATE KIT**

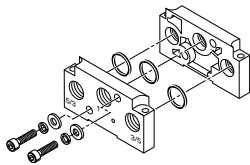
**PS SERIES**



Part No.	description
PS2815P	B5 Series Manifold End Plate Kit

**B3 SERIES MANIFOLD BASE KIT**

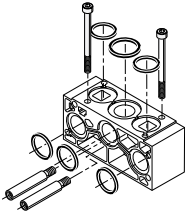
**PS SERIES**



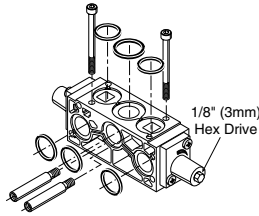
Part No.	description
PS2915P	B3 Series Manifold End Plate Kit

**B5 SERIES MANIFOLD BASE KIT**

**PS SERIES**



**4-Way**

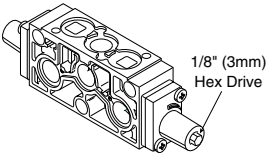


**4-Way w/ Flow Control**

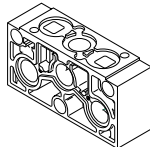
Part No.	description
PS2817P	B5 Series Manifold Base Kit
PS2818P	B5 Series Manifold Base Kit w / Flow Control

**B3 SERIES MANIFOLD BASE KIT**

**PS SERIES**



**4-Way Manifold with Flow Control**

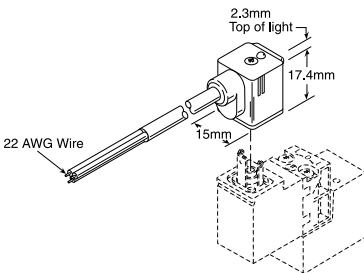


**4-Way Manifold**

Part No.	description
PS2917P	B3 Series Manifold Base Kit
PS2918P	B3 Series Manifold Base Kit w / Flow Control

**3-PIN DIN 4352C**

**PS SERIES**



Part No.	Port Size	Electrical Interface	Function	Voltage
PS2932JBP	15mm	6 ft.	N/A	All
PS2932BP	15mm	N/A	N/A	All