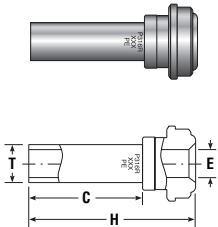


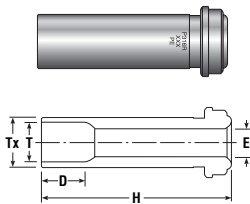
SHORT TUBE BUTTWELD



^Old Part Number 4-4 V1M-* .035
^^Old Part Number 8-8 V1M-* .049

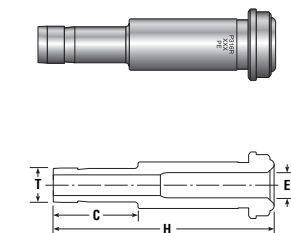
T Tube O.D.	Part No.	C (in.)	E (in.)	H (in.)	Normal Wall Thickness	Working Pressure psi
1/8	2-2 V1T3-* 1.08	0.75	0.07	1.08	0.028	8500
1/4	^4-4 V1M-* .60	0.25	0.18	0.60	0.035	5100
1/4	4-4 V1TW-* .72	0.38	0.18	0.72	0.035	5100
1/4	4-4 V1T3-* 1.10	0.75	0.18	1.10	0.035	5100
1/4	8-4 V1T3-* 1.12	0.75	0.18	1.12	0.035	3500
3/8	8-6 V1M-* .62	0.25	0.31	0.62	0.035	3300
3/8	8-6 V1T3-* 1.12	0.75	0.31	1.12	0.035	3300
1/2	^^8-8 V1M-* .62	0.25	0.40	0.62	0.049	3500
1/2	8-8 V1TW-* .74	0.38	0.40	0.74	0.049	3500
1/2	8-8 V1T3-* 1.12	0.75	0.40	1.12	0.049	3500
6 mm	4-6M V1T3-* -1.16	0.75	0.16	1.16	1.0 mm	6800
8 mm	4-8M V1T3-* -1.16	0.75	0.24	1.16	1.0 mm	4900
10 mm	8-10M V1T3-* -1.16	0.75	0.31	1.16	1.0 mm	3500
12 mm	8-12M V1T3-* -1.16	0.75	0.39	1.16	1.0 mm	3100
18 mm	12-18M V1T3-* -1.22	0.75	0.59	1.22	1.5 mm	3000

SOCKET WELD



T Tube Socket	Part No.	D (in.)	E (in.)	H (in.)	Tx (in.)	Working Pressure psig
1/16	1-1 V1W-* ¹	0.10	0.05	0.70	0.13	9000
1/8	2-2 V1W-* .70	0.10	0.09	0.70	0.20	7100
1/4	4-4 V1W-*	0.28	0.19	1.31	0.35	5500
3/8	8-6 V1W-*	0.31	0.28	1.50	0.60	3500
1/2	8-8 V1W-*	0.38	0.40	1.50	0.60	3000
3/4	12-12 V1W-*	0.44	0.62	2.00	0.88	2800
1	16-16 V1W-*	0.62	0.87	2.22	1.19	2400

TUBE ADAPTER (A-LOK®)



T Tube O.D.	Part No.	C (in.)	E (in.)	H (in.)	Working Pressure psig
1/4	4-4 V1TU-*	0.62	0.16	1.62	8000
3/8	8-6 V1TU-*	0.69	0.28 ²	1.81	3500
1/2	8-8 V1TU-*	0.91	0.39	1.78	3500

Replace 'U' with a '2' to designate groove for CPI™ Fitting.

¹ Uses 2 BV-SS and 2 BVI-SS nuts
² May contain internal transitions

³ O-rings fluorocarbon is standard. Contact local Parker representative for other available materials

General Description: Parker UHP products are designed as leak-free components for critical applications where ultra-high pure conditions are required. VacuSeal™ products, with their mating gasket and toroid design, provide a metal-to-metal seal with leak-free service from vacuum to positive pressure

Features:

- **TorqTite™** gasket to seal damaged toroids and virtually eliminate loosening of componentry due to thermocycling and vibration.
- **High-Purity Nickel and Hastelloy C-22®** glands for extremely corrosive applications.
- **Non-Rotational Female Nut** to prevent transmission of torque during make-up and therefore minimize twist of componentry which causes stress concentration.
- **Anti-Galling Female Nut** to ensure consistent make-up without plating or lubrication.

Specifications:

- **Pressure Ratings** are based upon tests conducted on VacuSeal™ assemblies. All ratings comply with calculations per ANSI Code for Pressure Piping B31.3. Working Pressures are rated at ambient temperature and are based on a 4 to 1 design factor. To determine pressure ratings in accordance with ANSI B31.1, multiply Working Pressure by 0.94.
- **Temperature Ratings**

Fittings:	Stainless Steel 316, 316L, 316L VAR, 316L VIM/VAR 1000°F
Gaskets:	High-Purity Nickel 600°F Silver plated Stainless Steel 1000°F
- **Dimensions** are for reference only and are subject to change. Tube ends conform to the dimensional requirements of ASTM A269.
- **Plating:** VacuSeal™ Female Nuts are Silver plated with an enhanced plating process. Avoid aggressive chemical processes used for cleaning, electropolishing and passivation that will remove plating. Removal or damage to plating will cause threads to gall, damaging fitting components and preventing a proper seal.
- **Testing:** VacuSeal™ products are rated to a Helium leak rate of 1×10^{-9} STD cc/sec.
- **Internal Surface Finishes:** VacuSeal™ components are available with controlled surface finishes and electropolished internal surfaces.
- **Cleaning and Packaging:** Ultra-High Purity 'OMEGA' cleaning and packaging in a Class 100 Clean Room environment validated per Federal Standard 209E, is standard for all electropolished VacuSeal™ components.